

LIFTING ARRANGEMENT

SIDE VIEW
1 : 250

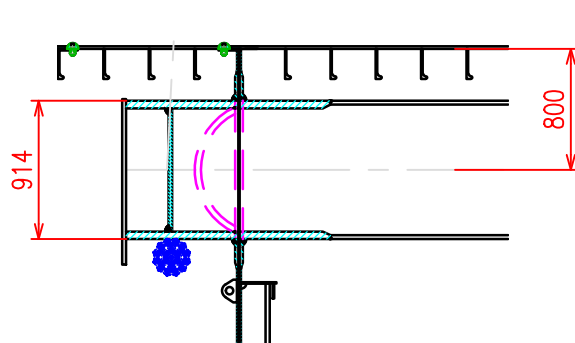
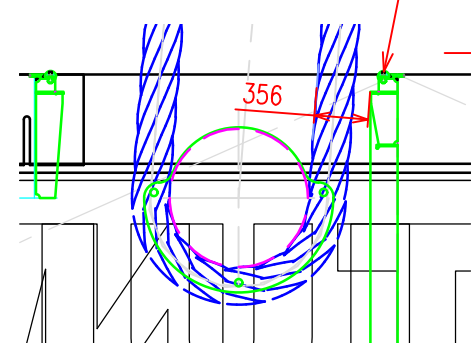
STERN VIEW
1 : 250

DETAIL A
1 : 50

PROTECTION BAR

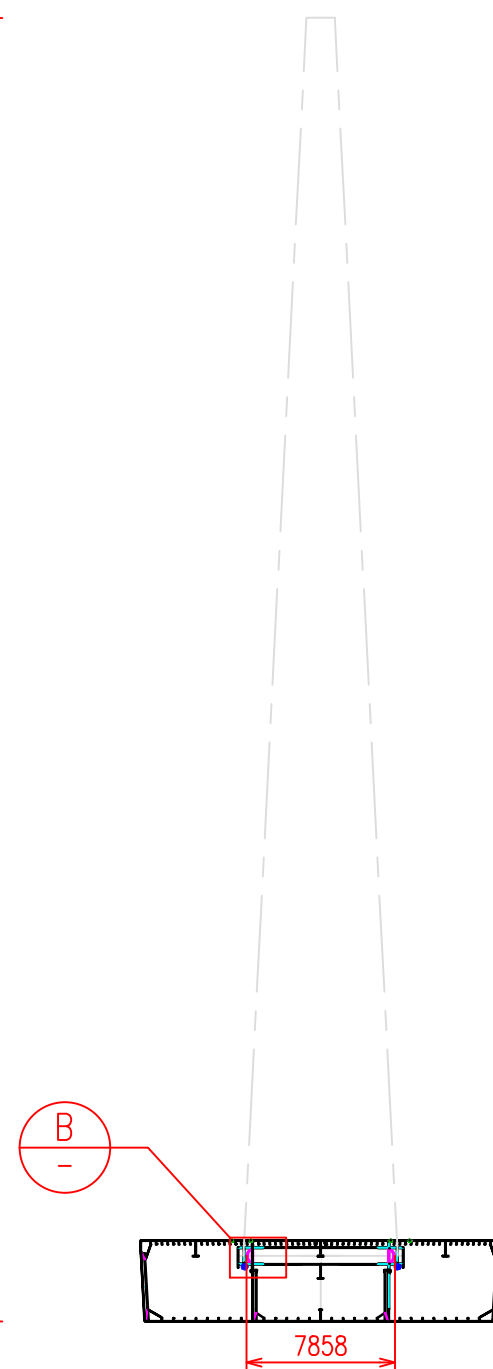
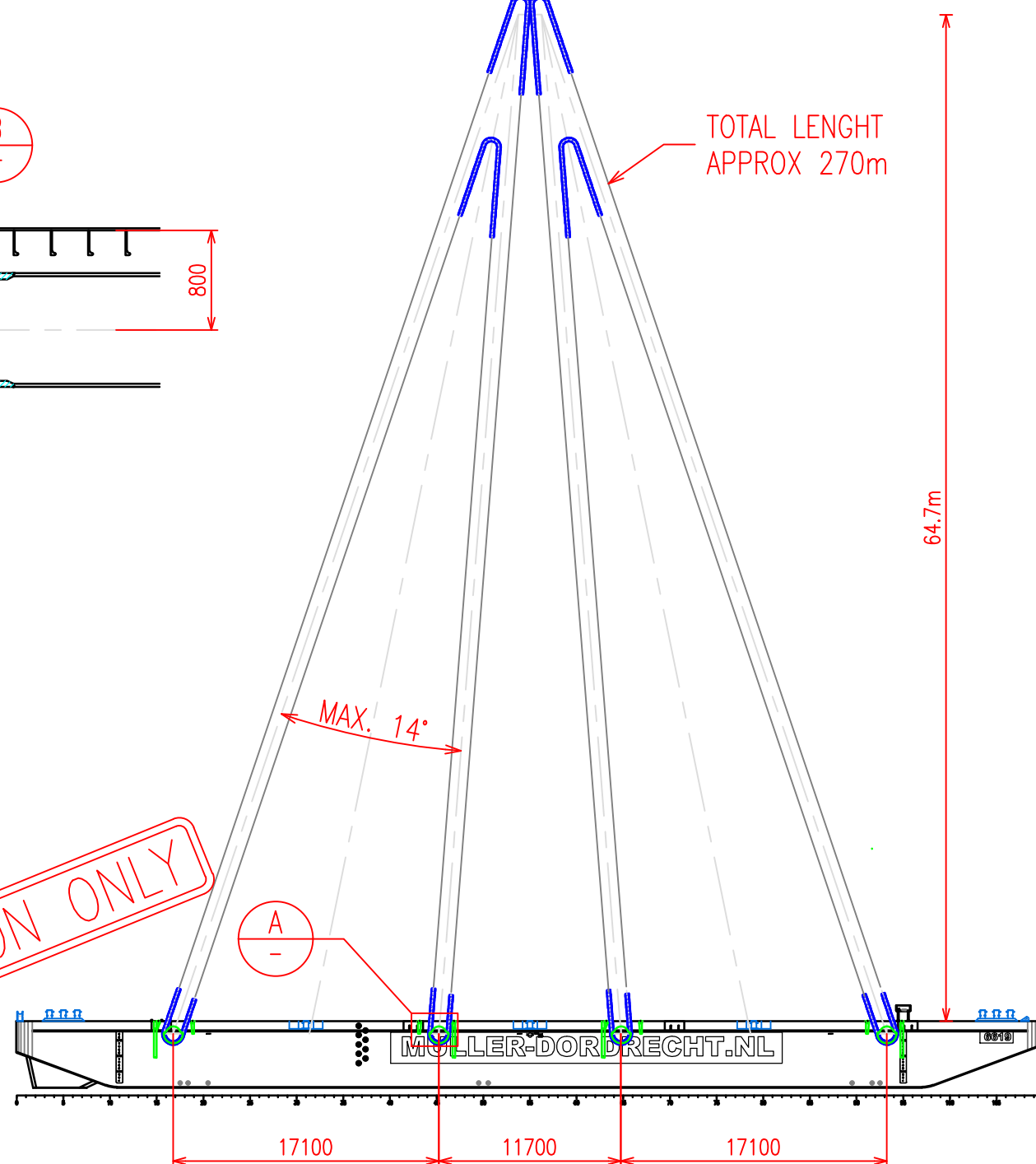
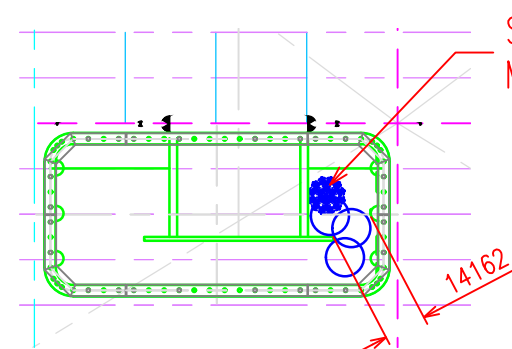
DETAIL B
1 : 50

TOTAL LENGTH APPROX 270m



SECTION C
1 : 50

SLING DIAMETER MAX. 250mm



FOR INFORMATION ONLY

Remark:

MAXIMUM ALLOWABLE TEST WEIGHT APPROVED BY LLOYDS REGISTER: 5500t
 THE MAXIMUM ALLOWABLE TEST WEIGHT IS BASED ON:
 WEIGHT CONTINGENCY: 0.5%
 RIGGING WEIGHT: 300t
 GROMMET: ABT. 270m CIRC. EACH AND MATCHED PAIRS ACC. IMCA 179
 BALLAST EQUIPMENT WEIGHT: 5t
 DAF: 1.05
 SKL: 1.2 (%%)
 TWO PART SLING FACTOR: 1.1

MAXIMUM OPERATIONAL LOAD PER LIFTING POINT: 933t
 MAXIMUM ANGLE BETWEEN ADJACENT SLINGS: 14°

THIS LIFTING ARRANGEMENT IS TYPICAL. OTHER CONFIGURATIONS CAN BE ENGINEERED AT REQUEST.

BALLAST CONFIGURATION TO BE DETERMINED BASED ON TEST WEIGHT AND LIFTING ARRANGEMENT.

NOTE: Particulars of unit believed to be correct but not guaranteed and are subject to change

E	-	-	-
D	-	-	-
C	-	-	-
B	DETAILS ADDED	JV	27-08-2015
A	LAYOUT CHANGED / REMARK UP-DATE	JV	11-06-2015
0	FIRST ISSUE	JV	01-09-2010
NO.	REMARKS	DRAWN	DATE
Approved:		Date:	
Approved:		Date:	

Muller Zwaar Transport BV

Merwekade 82-83, 3311TH Dordrecht
 PObox 400, 3300AK Dordrecht
 Phone: +31 (0)78 639 2000
 Fax: +31 (0)78 639 2019
 E-mail: engineering@muller-dordrecht.nl



NOTICE : This drawing and the information it contains are the property of Muller Zwaar Transport BV and may not be reproduced or used in part or in whole for any purpose except by written permission of this company.

TEST PONTOON 6619
 LIFTING ARRANGEMENT
 EIGHT POINT LIFT / SINGLE HOOK

Principal **MULLER ZWAAR TRANSPORT**
 DORDRECHT - THE NETHERLANDS

Project **6619** Sheet **1**
 Dwg. **19.001** Nr. of Sh. **1**

Projection **1 : 250** Size **A3**
 Drawn **JV**
 Date **01-09-2010**